

ANPING TAILONG

HARDWARE&WIRE MESH PRODUCTS CO.,LTD

TLWY[®]
TaiLong Fence



PALISADE FENCE

PALISADE FENCE



Mobile:

+86-133-2318-6988
+86-153-6985-6999



Email:

Sales@fence-global.com
Sales@wiremesh-global.com




No.19, Jingsi road,
high-tech-industrialdevelopment
zone, Anping, Hebei, China



Palisade Fence

A palisade fence is a type of boundary or security fencing made from palisade fence. Often made from steel or aluminum, they are long-lasting and resistant to the elements. The stakes are typically sharpened at the top to increase security, making it difficult to climb or breach. Palisade fences are commonly used for industrial, commercial, and residential applications where privacy and security are essential.






DESCRIPTION & CATEGORY


Our palisade fencing is available in various specifications and is particularly well-suited to the road and rail, utilities, education, retail, industrial, airports and ports and data centre sectors.

Its imposing appearance makes for an effective visual deterrent, while spiked tops, minimal foot holes and cutting-resistant solid steel vertical pales ensure excellent protection against unauthorised access, vandalism and attack.


Palisade fencing is the ideal solution for any business, school or public space in need of a strong, durable perimeter. Powder coating in an array of colours means that this product can be matched to corporate and brand identities or customised to assimilate with surrounding environments.



Connection-I Post Connection



Application



I-Post Connection Details




CATEGORY

Connection-Square Post Connection



Application



Square-Post

Optional Accessories



Galvanized Chain Link Fence

Palisade Head Types

There are various types of pale shapes to consider, each with a slightly different level of security and distinct appearance. The three primary types of metal palisade fence pale tops are as follows:

Single Pointed: This classic design is sharp and formidable, serving as an additional deterrent.

Round Top: A rounded pale top seems gentler and is ideally suitable for areas that want to attract and contain people, such as a school.

Triple Pointed: This is the most intimidating-looking palisade fence style, providing enhanced security against invaders.

You may also notice different types of palisade fencing with other pale heads which provide higher security.




CATEGORY

Triple Pointed and Splayed: This palisade head is similar to the triple pointed type but with the top branches splaying into three anti-climb spikes, making climbing over extremely hazardous.

Seven Spikes: There are seven spikes splaying out at the pale top, making any intrusion extremely tough. This type of palisade fencing is becoming increasingly popular as it provides additional spots to snare intruders. The top bears three spikes, almost burr-like, and four more spikes further down in a V-shape on either side of the pale.




1. Round-Palisade-Head



2. Single-Pointed-Palisade-Head



3. Triple-Pointed-Palisade-Head



Seven Spikes Palisade Head



Triple Pointed And Splayed Palisade Head

Palisade Pale Types

Our palisade fencing can be divided into three types by pale profile, namely, D-section pales, W-section pales and angle steel pales as listed below

W Section: W section features sharper edges and are more difficult to scale, providing additional protection. We prefer to use this profile since it is more effective.

D Section: The D section appears to be less menacing than its W-shaped counterpart.

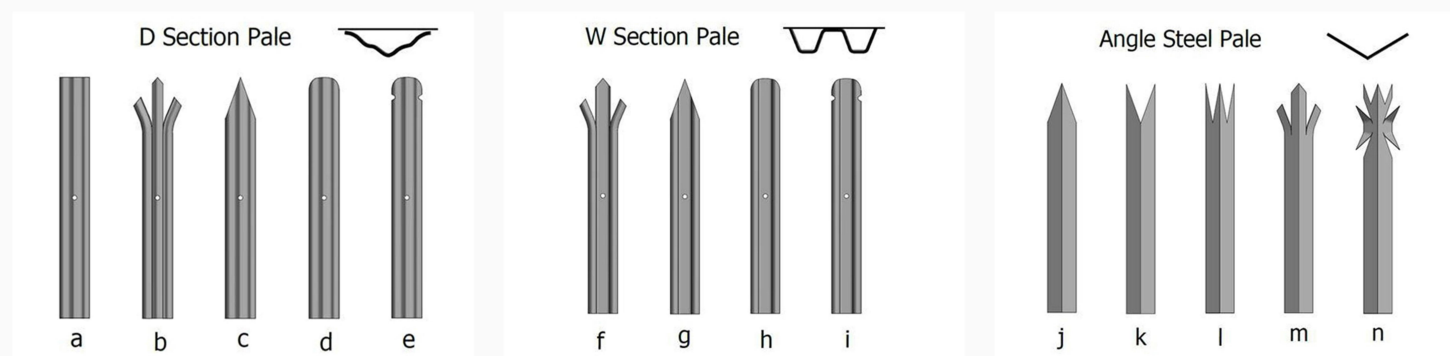
CATEGORY

Palisade Pale Types

Our palisade fencing can be divided into three types by pale profile, namely, D-section pales, W-section pales and angle steel pales as listed below

W Section: W section features sharper edges and are more difficult to scale, providing additional protection. We prefer to use this profile since it is more effective.

D Section: The D section appears to be less menacing than its W-shaped counterpart.




- a. square top;
- b. triple pointed top;
- c. single pointed top;
- d. round top;
- e. round & notch top

- f. triple pointed top;
- g. single pointed top;
- h. round top;
- i. round & notch top

- j. single pointed top;
- k. double pointed top;
- l. triple pointed top;
- m. triple pointed & splayed top;
- n. triple pointed & spikes top

Surface Treatment



Galvanized

Powder Coating



Production Flow Chart




STEP 01

Raw Materials



STEP 02

Pale Profile Forming



STEP 03

Pale Cutting



STEP 04

Pale Head Forming



STEP 05

Pale Punching




STEP 06

Quality Inspection

Package & Delivery



PALISADE FENCING HORIZONTAL RAIL PACKAGE



PALISADE FENCING PALE PACKAGE



PALISADE FENCING DELIVERY

FEATURES

European-style fences are a common type of fencing, widely used in residential areas, gardens, public spaces, and road traffic, featuring unique designs and functions. Their design style typically blends traditional and modern elements, emphasizing both aesthetics and practicality. Here are the main characteristics of European-style fences:

✔ Elegant Design Style

Classic Shapes: European-style fences often feature classic shapes, such as curved tops, decorative patterns, and wrought iron carvings, showcasing elegance and refinement.

Diverse Styles: Including wrought iron and aluminum alloy fences, designs can be simple or ornate depending on individual needs.

Detailed Decoration: Many European-style fence designs emphasize details; carvings, ornaments, and metal decorations enhance the fence's artistic appeal.

✔ Environmentally Friendly and Maintainable

Corrosion-Resistant Treatment: Many European-style fences undergo spraying or galvanizing treatments to prevent rust and corrosion, reducing maintenance costs.

Easy to Clean: Due to their smooth surface, they do not easily accumulate dust, making cleaning relatively easy.

✔ Stable Structure

High Load-Bearing Capacity: The metal materials used in European-style fences are very sturdy and can withstand certain external impacts, increasing the fence's stability.

Strong Wind Resistance: Even in strong winds, European-style fences remain stable and are not easily blown down or damaged.

✔ Environmentally Friendly Coating

Environmentally Friendly Coating: Many European-style railings use environmentally friendly coatings that are not only durable but also non-toxic and harmless, meeting environmental protection requirements.

In summary, European-style railings, with their elegant appearance, sturdy materials, and high security, have become a top choice for many when selecting fencing. Whether in residential, commercial, or public spaces, they provide security while enhancing the aesthetics of the surrounding environment.

✔ Sturdy and Durable

Durable Materials: European-style fences commonly use metal materials such as iron, aluminum alloy, and zinc-coated steel, offering excellent corrosion resistance, rust prevention, and a long service life.

Strong Weather Resistance: Capable of withstanding various weather conditions and adapting to different climatic environments (such as rain and sun exposure).

✔ High Aesthetic Appeal

Highly Decorative: European-style fences are not only functional enclosures but also highly aesthetically pleasing. Their exquisite patterns and designs can enhance the beauty of courtyards and buildings.

Rich Colors: European-style fences can be made in various colors (such as classic black, gold, white, etc.), allowing for selection based on the environment and personal preferences, enhancing the visual effect.

✔ Wide Applicability

Adaptable to Various Environments: Whether in urban residences, commercial areas, or rural villas, European-style fences blend well into the environment, enhancing overall aesthetics and safety.

Integrates with Architectural Styles: The design style of European-style fences can coordinate with the surrounding architectural styles (such as European architecture, modern minimalist, classical styles, etc.), resulting in a more harmonious overall effect.

✔ High Security

Suitable Height: European-style fences are generally quite tall, typically between 1.2 and 2 meters, effectively isolating the outside world and ensuring privacy and security.

Protective Design: The design of the fences usually prevents climbing or vandalism, especially wrought iron fences which often have intricate lattice designs, increasing protection.

✔ Flexibility and Versatility

Customizable Design: Different heights, lengths, and patterns can be customized to meet the needs of various occasions.

Wide Applicability: European-style fences can be found in family gardens, villa fences, commercial spaces, road barriers, and parks.

✔ Relatively High Cost

High-end Materials: While European-style railings excel in both aesthetics and functionality, their price can be relatively high due to the complexity of their materials and designs.

Customization Price: Custom-made railings can be even more expensive, especially those requiring intricate carvings and fine designs.



APPLICATION



Factory



Garden



Patio



Railway



Region Segmentation



Temporary Construction




Quality-Inspection



Quality-Inspection-2




Warehouse-1



ANPING TAILONG

HARDWARE&WIRE MESH PRODUCTS CO.,LTD

 +86-133-2318-6988
+86-153-6985-6999

 Sales@fence-global.com
Sales@wiremesh-global.com

 No.19, Jingsi road,
high-tech-industrialdevelopment
zone, Anping, Hebei, China

 WHATSAPP

